



7490 LED

An outdoor rated architectural solution for the specification market, featuring a fully luminous cylinder with performance driven lumen packages. Perfect for exterior breezeways, store fronts, and pool decks, as well as healthcare applications requiring sealed lighting solutions which can be easily wiped down. Four lengths available - all in a consistent 4" diameter. Refer to Model #'s 2690 and 2890 for indoor versions of this product with additional options.

FINISHES

BL	BZ	GM	MB	NT	PL	WH
----	----	----	----	----	----	----

HIGH BEAM [OUTDOOR]

STANDARD SPECIFICATIONS

HOUSING + TRIM

Aluminum trim parts and ceiling canopy. Aluminum internal LED assembly. Stem is constructed of cold rolled steel for increased durability and is finished with an anti-corrosion powder coat.

DIFFUSER

Extruded 1/8" thick white acrylic cylinder (4" dia.). Durable yet optically efficient. UV stabilized.

MOUNTING

Directly to j-box (by others) and further anchored to ceiling surface (hardware by others). Swivel canopy standard (42 degree max). External tether kit provided as standard and consists of three 10' stainless steel aircraft cables with adjustable snap hooks which are required for outdoor applications (snaps to anchoring hardware appropriate for the surface, by others). Outdoor installations without the external tether kit voids Brownlee's limited warranty. Unit also contains an integral stainless steel cable tether which spans from ceiling anchor plate to bottommost end cap for complete internal fixture support. Detailed below.

FINISH

Parts are prepared using a three step pre-treatment/sealing process, followed by a durable powder coat finish.

SUSPENSION

Fixture is stem mounted. Length of stem varies - refer to ordering section.

LED PERFORMANCE - 3500K STANDARD

120-277V - 3500K, 90+ CRI - L80 rating - 60,000 hrs - L70 rating (projected) - 100,000 hrs Amperage rated @ 110V input
 Operating ambient temperature: -20°C / -4°F - 50°C / 122°F
 Standard 3500K delivered lumens noted. Consult Brownlee.com for performance of all CCTs.


CYLINDER AMBIENT PERFORMANCE

1' Size: 15W nominal, .13 A input - 1480 lm (Delivered). Dimmable (0-10V).
 2' Size: 31W nominal, .27 A input - 3250 lm (Delivered). Dimmable (0-10V).
 3' Size: 45W nominal, .39 A input - 5016 lm (Delivered). Dimmable (0-10V).
 4' Size: 62W nominal, .54 A input - 7240 lm (Delivered). Dimmable (0-10V).


WARRANTY

5 year limited warranty on this LED product. Consult factory for details.


PROJECT:
MODEL #:
FIXTURE TYPE:



Internal Tether Detail:
 Integral stainless steel cable tether which spans from ceiling anchor plate to bottommost end cap for complete internal fixture support (not visible outside of fixture).



External Tether Detail:
 Three 10' stainless steel aircraft cables with adjustable snap hooks (snaps to eyelet/d-ring/similar - by others). Intended to anchor to ceiling or surrounding structure.



Specifications and dimensions subject to change without notice.

Consult your Brownlee Lighting representative for availability and ordering information.

HIGH BEAM [OUTDOOR]



ORDERING INFORMATION

7490

Model 2. 3. 4. 5. 6. 7.

2. SIZE

12 13" l
24 24" l
36 36" l
48 47" l

Note: Size refers to nominal diffuser length. Refer to line drawing.

3. FINISH

Canopy + Stem + Trim

STANDARD

BL Black
BZ Bronze
GM Gun Metal
MB Metallic Bronze
NT Nickel Tone
PL Platinum
WH White

Note: For further customization (i.e. alternating finishes for canopy, stem, etc.), contact factory.

ANTIMICROBIAL

Available in a select number of finishes. Refer to the Options section of this sheet for details ("AMF").

4. WATTAGE

12 SIZE
H15 15W H Series LED

24 SIZE
H30 31W H Series LED

36 SIZE
H45 45W H Series LED

48 SIZE
H60 62W H Series LED

5. SUSPENSION*

S12 12" Stem
S24 24" Stem
S36 36" Stem

*Note: **Suspension refers to stem length only**. NOT overall fixture height. Refer to line drawing. Contact factory for extended drops - may affect price and lead time.

6. COLOR TEMPERATURE

35K 3500K standard color temperature
30K 3000K color temperature
40K 4000K color temperature

7. AVAILABLE OPTIONS

AC2 20' of Tether Cable Extension (Includes 3 Cables)
AMF Antimicrobial Finish (BL, NT, WH only) (See AMF note)
BAC¹ Buy American Compliant
DTR⁴ Triac (Line Voltage) Dimming (120V)
FCL⁷ French Canadian Labels

AMF Note: Antimicrobial powder coat is applied to the exposed metal fixture parts and can inhibit the growth of mildew and spoilage causing microbes on the finish.

Universal Footnotes (only applies if option is listed on spec sheet): (0) 90R - 90 CRI output-loss multiplier: 0.85 (estimate). Cannot be combined with ES. (1) BAC - cannot be combined with FCL. (2) BBI/BBS/BBC - cannot be combined with ECW or EXT. (3) BLD - includes integral microwave motion sensor (do not combine with OCC option). Cannot be combined with DTR. (4) DTR - cannot be combined with BLD. (5) ECW - cannot be combined with BBI, BBC, or DTR. (6) ES - cannot be combined with 90R or T24. (7) FCL - cannot be combined with BAC. (8) OCC - integral microwave motion sensor (ON/OFF). (9) T24 - includes JA8 labeling and 90 CRI LEDs (do not combine with 90R option). Cannot be combined with ES. (10) PCH/PC4 - cannot be combined with BLD or OCC. **Add'l Notes:** *BBI/BBC - BBI minimum operating temp: 10C/50F unless otherwise stated. BBC minimum operating temp: -20C/-4F. **BLD - integral microwave motion sensor with step-dim control. 1: Motion is detected, illuminate to 100%. 2: Motion no longer detected, dim to set level. 3: Remain in continuous dimmed state or turn off after set period. Configurable via onboard dip switches.

Specifications and dimensions subject to change without notice.

Consult your Brownlee Lighting representative for availability and ordering information.