



WHA diffuser, 48" size

2600 LED

The 2600 is far from your ordinary fabric drum. The drum is formed with high quality white acrylic with fabric bonded to its exterior, creating a decorative yet sustainable solution to a variety of challenging lighting applications. Multiple sizes ranging from 15 inches to 48 inches, a variety of fabric options and four suspension methods to choose from. Given the size range, this unit is a spec locker for common areas, offices, conference rooms, libraries, lobbies, corridors and any other area requiring general or high performance illumination. This unit produces a generous amount of indirect light, refer to photometric files. Refer to Model #: 2340 for a surface mount version of this product.

FINISHES

BL	BZ	GM	MB	MG	NT	PL	WH
----	----	----	----	----	----	----	----



BOOST PENDANT

STANDARD SPECIFICATIONS

DIFFUSER

The drum features a high quality UV stabilized white acrylic outer shell, with your choice of fabric bonded to its exterior sidewall. The base (bottom) of the drum is constructed with high transmission white acrylic. The fixture can be cleaned with a damp cloth and mild detergent if needed. See accessories section for recommended Top Cover Set.

HOUSING

Formed, cold rolled steel design, finished in a high reflectance powder coat white.

LED PERFORMANCE - 3500K STANDARD

120-277V - 3500K, L80 rating - 60,000 hrs - L70 rating (projected) - 100,000 hrs
Amperage rated @ 110V input

Operating ambient temperature: -20°C / -4°F - 40°C / 104°F

Delivered 3500K lumens noted. Consult Brownlee.com for performance of all CCTs.

15 Size: R11 - 11W nominal, .09 A input - 1619 lm. Dimmable (0-10V). 82 CRI standard.

15 Size: R18 - 18W nominal, .15 A input - 2588 lm. Dimmable (0-10V). 82 CRI standard.

15 Size: R22 - 22W nominal, .19 A input - 3050 lm. Dimmable (0-10V). 82 CRI standard.

20 Size: R23 - 23W nominal, .19 A input - 2977 lm. Dimmable (0-10V). 82 CRI standard.

20 Size: R34 - 34W nominal, .28 A input - 4387 lm. Dimmable (0-10V). 82 CRI standard.

20 Size: R49 - 49W nominal, .41 A input - 5828 lm. Dimmable (0-10V). 82 CRI standard.

24 Size: R34 - 34W nominal, .28 A input - 4569 lm. Dimmable (0-10V). 82 CRI standard.

24 Size: R49 - 49W nominal, .41 A input - 6071 lm. Dimmable (0-10V). 82 CRI standard.

30 Size: R34 - 34W nominal, .28 A input - 4352 lm. Dimmable (0-10V). 82 CRI standard.

30 Size: R49 - 49W nominal, .41 A input - 5782 lm. Dimmable (0-10V). 82 CRI standard.

36 Size: C49 - 45W nominal, .40 A input - 5878 lm. Dimmable (0-10V). 82 CRI standard.

36/48 Size: H63 - 63W nominal, .53 A input - 7429 lm. Dimmable (0-10V). 90+ CRI standard.

*Testing performed on White Acrylic shade option. Darker fabrics decrease lumen output.

MOUNTING

Directly to j-box (by others). Mounting hardware included.

SUSPENSION SYSTEM

The 2600 Series is available in multiple colors and four suspension methods:

CC1 - Cord & Single Cable: Both the power cord and aircraft cable can be trimmed in the field. See optional ordering code CE1 and CE2 for extended 10' and 20' drops. Recommended for pendants up to 36"Ø only.

CC3 - Cord & Three Cable: Both the power cord and aircraft cables can be trimmed in the field. See optional ordering code CE1 and CE2 for extended 10' and 20' drops.

SCM - Stem & Cable Mount: Steel stem in your choice of finish with three aircraft cables. The standard overall height (OAH) can be extended with additional stem sections in 1' and 2' intervals - see accessories section.

SSM - Single Stem Mount: Traditional pendant style. Steel stem in your choice of finish. The standard overall height (OAH) can be extended with additional stem sections in 1' and 2' intervals - see accessories section. Recommended for pendants up to 36"Ø only.

WARRANTY

5 year limited warranty on this LED product. Consult factory for details.

PROJECT:
MODEL #:
FIXTURE TYPE:



One-piece acrylic shades. Contact factory for sample swatches.



DIFFUSERS



White Acrylic



White Linen



Natural Linen



Grey Linen

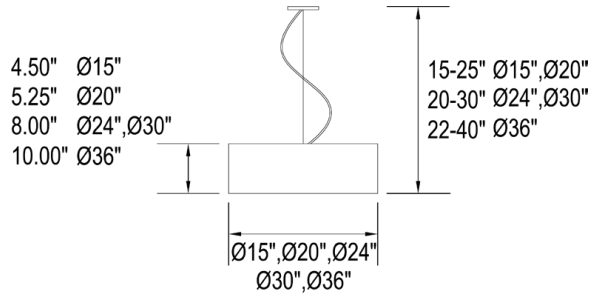


Woven Black

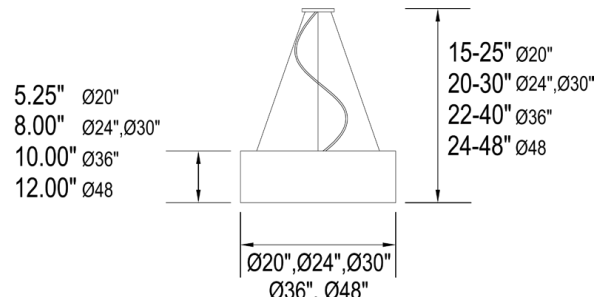
Specifications and dimensions subject to change without notice.

Consult your Brownlee Lighting representative for availability and ordering information.

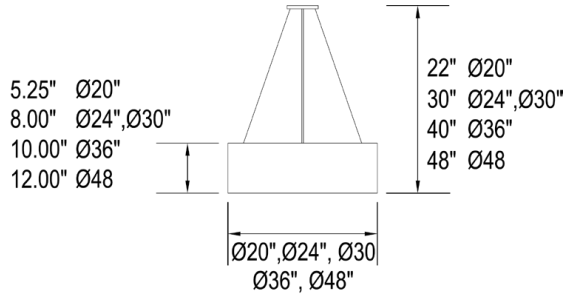
DIMENSIONAL DRAWING



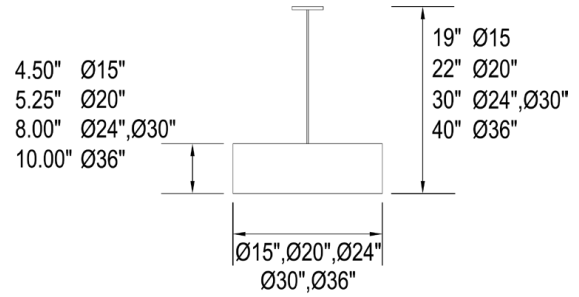
CC1 suspension



CC3 suspension



SCM suspension



SSM suspension



ORDERING INFORMATION

2600

Model 2. 3. 4. 5. 6. 7. 8. (if required)

2. SIZE

- 15 15" dia.
- 20 19.25" dia.
- 24 24" dia.
- 30 30" dia.
- 36 36" dia.
- 48 48" dia.

3. FINISH

- CC1 & CC3**
- BL Black
 - NT Nickel Tone
 - WH White
- SCM & SSM**
- BL Black
 - BZ Bronze
 - GM Gun Metal
 - MB Metallic Bronze
 - MG Metallic Gold
 - NT Nickel Tone
 - PL Platinum
 - WH White

4. WATTAGE

- 15 SIZE**
- R11 11W R Series LED
 - R18 18W R Series LED
 - R22 22W R Series LED
- 20 SIZE**
- R23 23W R Series LED
 - R34 34W R Series LED
 - R49 49W R Series LED

- 24 & 30 SIZE**
- R34 34W R Series LED
 - R49 49W R Series LED

- 36 SIZE**
- C49 45W C Series LED
 - H63 63W H Series LED

- 48 SIZE**
- H63 63W H Series LED

*Contact factory for higher lumen packages.

5. DIFFUSER

- WHA White Acrylic
- GYL Grey Linen
- NAL Natural Linen
- WBK Woven Black
- WHL White Linen

6. SUSPENSION

- CC1 Cord & Single Cable (All except 48 size)
- CC3 Cord & Three Cable
- SCM Stem & Cable Mount
- SSM Single Stem Mount (All except 48 size)

7. COLOR TEMPERATURE

- 35K 3500K standard color temperature
- 27K 2700K color temperature (All except H63)
- 30K 3000K color temperature
- 40K 4000K color temperature

8. AVAILABLE OPTIONS

- 90R⁰ 90 CRI (R-Series Wattages: 30K & 35K only) (C-Series Wattages: 30K only)
- BAC¹ Buy American Compliant
- CE1 3' - 10' Cord/Cable Extension (CC1 & CC3 only)
- CE2 10' - 20' Cord/Cable Extension (CC1 & CC3 only)
- DTR⁴ Triac (Line Voltage) Dimming (120V)
- ES⁶ ENERGY STAR[®] (Not available in 90 CRI)
- FCL⁷ French Canadian Labels
- T24⁹ Title 24 JA8 Compliant (R-Series Wattages: 30K & 35K only) (C-Series Wattages: 30K only) (Unavailable in H63)

-Note: Contact factory for Battery Backup.

ACCESSORIES (field installed - order separately)

- 390001xx SCM Extension Kit: includes (1) 1' stem and (2) 2' stems. 5' combined max. Specify finish (xx)
- 390002xx SSM Extension Kit: includes (1) 1' stem and (2) 2' stems. 5' combined max. Specify finish (xx)
- 320029WHA Top Cover Set: 24 size, White Acrylic // 320030WHA Top Cover Set: 30 size, White Acrylic
- 320031WHA Top Cover Set: 36 size, White Acrylic // 320033WHA Top Cover Set: 48 size, White Acrylic

Universal Footnotes (only applies if option is listed on spec sheet): (0) 90R - 90 CRI output-loss multiplier: 0.85 (estimate). Cannot be combined with ES. (1) BAC - cannot be combined with FCL. (2) BBI/BBS/BBC - cannot be combined with ECW or EXT. (3) BLD - includes integral microwave motion sensor (do not combine with OCC option). Cannot be combined with DTR. (4) DTR - cannot be combined with BLD. (5) ECW - cannot be combined with BBI, BBC, or DTR. (6) ES - cannot be combined with 90R or T24. (7) FCL - cannot be combined with BAC. (8) OCC - integral microwave motion sensor (ON/OFF). (9) T24 - includes JA8 labeling and 90 CRI LEDs (do not combine with 90R option). Cannot be combined with ES. (10) PCH/PC4 - cannot be combined with BLD or OCC. **Add'l Notes:** *BBI/BBC - BBI minimum operating temp: 10C/50F unless otherwise stated. BBC minimum operating temp: -20C/-4F. **BLD - integral microwave motion sensor with step-dim control. 1: Motion is detected, illuminate to 100%. 2: Motion no longer detected, dim to set level. 3: Remain in continuous dimmed state or turn off after set period. Configurable via onboard dip switches. **Specifications and dimensions subject to change without notice.**

Consult your Brownlee Lighting representative for availability and ordering information.

