




White Out | Red In



White Out | Metallic Gold In

## BARREL

Inspired by our "Innie" series, the "Barrel" collection features an inset diffuser, allowing for a variety of finish combinations. Barrel-Deep provides scale and depth for higher ceilings and larger spaces, while Barrel-Shallow can be used in clusters along with Barrel-Deep, or on its own in smaller spaces. Series breakdown below.

**Surface - Shallow Shade - Model #: 2470.**

**Surface - Deep Shade - Model #: 2472.**

Pendant - Shallow Shade - Model #: 2670. (Separate Spec Sheet).

Pendant - Deep Shade - Model #: 2672. (Separate Spec Sheet).

## CUSTOMIZE



# BARREL SURFACE

## STANDARD SPECIFICATIONS - SURFACE MOUNT

### HOUSING

Aluminum alloy formed spinning. No exposed hardware on spinning wall.

### DIFFUSER

Diffuser is slightly convex in shape and is constructed of UV stabilized white acrylic.

### LED PERFORMANCE - 3500K STANDARD

120-277V - 3500K, 82+ CRI - L80 rating - 60,000 hrs - L70 rating (projected) - 100,000 hrs Amperage rated @ 110V input. Operating ambient temperature: -20°C / -4°F - 35°C / 95°F Uses RoHS compliant electrical components. Delivered 3500K lumens noted.

#### Model #: 2470 - Barrel Shallow

16 Size: R11 - 11W nominal, .09 A input - 1165 lm. Dimmable (0-10V).

16 Size: R18 - 18W nominal, .15 A input - 1865 lm. Dimmable (0-10V).

16 Size: R22 - 23W nominal, .19 A input - 2200 lm. Dimmable (0-10V).

#### Model #: 2472 - Barrel Deep

19 Size: L16 - 16W nominal, .13 A input - 1315 lm. Dimmable (0-10V).

19 Size: L32 - 32W nominal, .26 A input - 2405 lm. Dimmable (0-10V).

19 Size: L52 - 52W nominal, .44 A input - 3585 lm. Dimmable (0-10V).

24 Size: R23 - 23W nominal, .19 A input - 1750 lm. Dimmable (0-10V).

24 Size: R49 - 49W nominal, .41 A input - 3430 lm. Dimmable (0-10V).

24 Size: R68 - 68W nominal, .58 A input - 4960 lm. Dimmable (0-10V).

### MOUNTING

Mounts to octagonal ceiling j-box (by others). Hardware included. Indoors only. Refer to Model #: 2670/2672 for pendant mount.

### FINISH


Matte White outer and inner is the standard finish combination. Optional finishes available.

### WARRANTY

5 year limited warranty. Refer to Warranty web page for details.

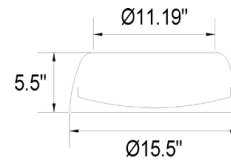
## ORDERING INFORMATION

<b>PROJECT:</b>
<b>MODEL #:</b>
<b>FIXTURE TYPE:</b>



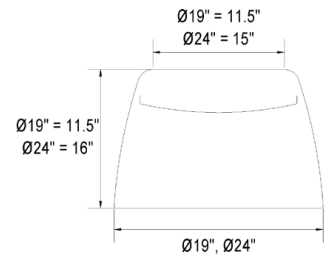
### BARREL SHALLOW

Model #: 2470



### BARREL DEEP

Model #: 2472



- Model
- Size
- Outer Finish
- Wattage
- Inner Finish
- Color Temperature
- Available Options

## 1. MODEL

**2470** Barrel [Shallow] - Surface

**2472** Barrel [Deep] - Surface



## 2. SIZE

### 2470 [Shallow]

**16** 15.5" dia. x 5.5" h shade

### 2472 [Deep]

**19** 19" dia. x 11.5" h shade

**24** 24" dia. x 16" h shade

## 3. OUTER FINISH

Finish applies to outer shade only.

### STANDARD

**WH** White (Standard Finish)

### OPTIONAL

**BL** Black  
**BU** Pastel Blue (RAL 5024)  
**GN** Pastel Green (RAL 6019)  
**MG** Metallic Gold  
**NT** Nickel Tone  
**OR** Florida Orange  
**RD** Red (RAL 3020)  
**YL** Yellow (RAL 1018)

## 4. WATTAGE

### 2470-16 SIZE

Barrel [Shallow] Only

**R11** 11W R Series LED

**R18** 18W R Series LED

**R22** 23W R Series LED

### 2472-19 SIZE

Barrel [Deep] Only

**L16** 16W L Series LED

**L32** 32W L Series LED

**L52** 52W L Series LED

### 2472-24 SIZE

Barrel [Deep] Only

**R23** 23W R Series LED

**R49** 49W R Series LED

**R68** 68W R Series LED

## 5. INNER FINISH

Finish applies to inner shade only.

### STANDARD

**WH** White (Standard Finish)

### OPTIONAL

**BL** Black  
**BU** Pastel Blue (RAL 5024)  
**GN** Pastel Green (RAL 6019)  
**MG** Metallic Gold  
**NT** Nickel Tone  
**OR** Florida Orange  
**RD** Red (RAL 3020)  
**YL** Yellow (RAL 1018)

## 6. COLOR TEMPERATURE

**35K** 3500K standard color temperature  
**27K** 2700K color temp. (R wattages only) \*SEE ETA NOTE\*  
**30K** 3000K color temperature  
**40K** 4000K color temperature

## 7. AVAILABLE OPTIONS

**90R<sup>0</sup>** 90 CRI (30K & 35K only)  
*Only applies to direct output. Optional indirect component unavailable in 90 CRI.*  
**90 CRI output-loss multiplier: 0.85 (estimate)**  
**BAC<sup>1</sup>** Buy American Compliant  
**DTR<sup>4</sup>** Triac (Line Voltage) Dimming (120V)  
 (Not currently available on R68 wattage - contact factory if needed)  
**FCL<sup>7</sup>** French Canadian Labels  
**T24<sup>9</sup>** Title 24 JA8 Compliant (30K & 35K only)  
 (Not available in L Series wattages or R68)

**Universal Footnotes (only applies if option is listed on spec sheet):** (0) 90R - 90 CRI output-loss multiplier: 0.85 (estimate). Cannot be combined with ES. (1) BAC - cannot be combined with FCL. (2) BBI/BBS/BBC - cannot be combined with ECW or EXT. (3) BLD - includes integral microwave motion sensor (do not combine with OCC option). Cannot be combined with DTR. (4) DTR - cannot be combined with BLD. (5) ECW - cannot be combined with BBI, BBC, or DTR. (6) ES - cannot be combined with 90R or T24. (7) FCL - cannot be combined with BAC. (8) OCC - integral microwave motion sensor (ON/OFF). (9) T24 - includes JA8 labeling and 90 CRI LEDs (do not combine with 90R option). Cannot be combined with ES. (10) PCH/PC4 - cannot be combined with BLD or OCC. **Add'l Notes:** \*BBI/BBC - BBI minimum operating temp: 10C/50F unless otherwise stated. BBC minimum operating temp: -20C/-4F. \*\*BLD - integral microwave motion sensor with step-dim control. 1: Motion is detected, illuminate to 100%. 2: Motion no longer detected, dim to set level. 3: Remain in continuous dimmed state or turn off after set period. Configurable via onboard dip switches. **Specifications and dimensions subject to change without notice.**

Consult your Brownlee Lighting representative for availability and ordering information.

